


# Project: Oral Histories of the Inland Empire

Write a 2 to 3 page [length] oral history narrative [genre] of an Inland Empire resident you have selected and interviewed [topic/writer's position].

The goal of this project is to develop a deeper understanding of the diverse people who live in the Inland Empire [purpose]; the narrative will be shared with this class and may be shared with a broader audience, specifically other Inland Empire residents [audience]. The project will take 6 weeks.



Week 1. Read, view, and listen to examples of oral histories.




Week 2. Select your narrator (interviewee), prepare questions, and arrange the interview.



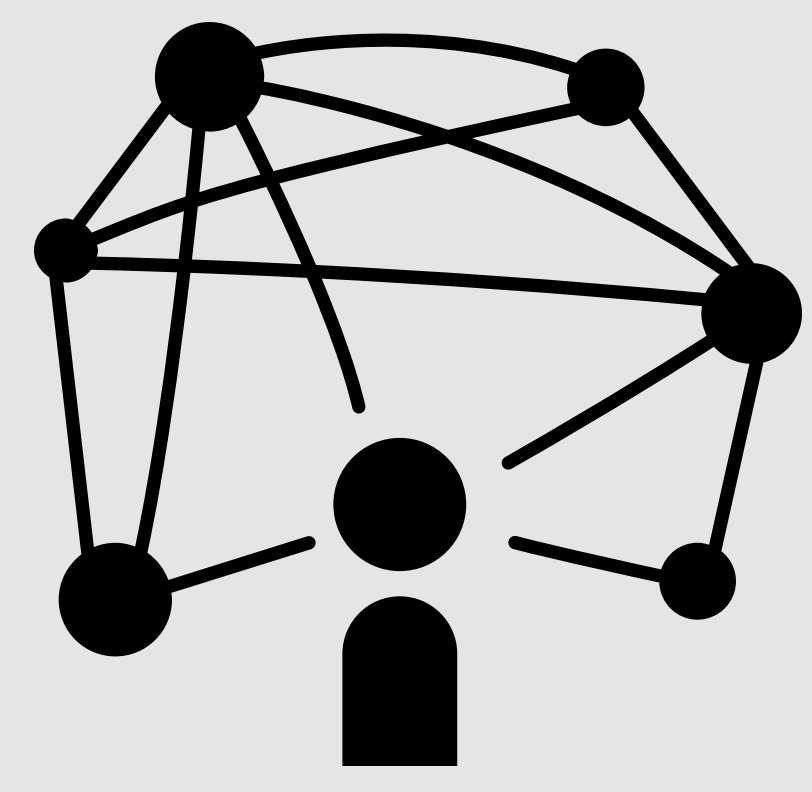
Week 3. Set aside 1 to 2 hours to do the interview. Be sure to record it!



Week 4. Transcribe and translate the narrative.



Week 5. Revise and edit the narrative in preparation for sharing with others.



Week 6. Share your finished oral history with others!

# What will a complete project look like? A complete project...



Addresses the writing prompt;



Contains your project proposal, the narrator's autobiographical sketch, the questions you asked, the transcription, and your final oral history narrative; and



Demonstrates you've taken care and time to revise and copy edit the narrative in order to most effectively communicate the narrator's experiences to your audience.

